

# WABCO COMPRESSOR SERVICE BULLETIN



**ATTENTION**



INSTALLATION OF THIS AIR SUSPENSION COMPRESSOR  
REQUIRES THE REPLACEMENT OF THE COMPRESSOR RELAY.


**FAILURE TO REPLACE THE OE RELAY WITH  
THE UNIT PROVIDED IN THIS KIT CAN CAUSE  
DAMAGE AND/OR VOID WARRANTY.**

PLEASE REFER TO YOUR VEHICLES SHOP MANUAL OR  
CONSULT YOUR LOCAL DEALERSHIP FOR THE LOCATION  
AND PROPER PROCEDURES FOR REPLACING YOUR AIR  
SUSPENSION COMPRESSOR RELAY.

**SEE REVERSE SIDE FOR POPULAR MODELS.**


**Arnott® is committed to the quality of its products. If you have a question or problem with any Arnott product, please contact Arnott by calling 800-251-8993 during normal business hours or email [techassistance@arnottinc.com](mailto:techassistance@arnottinc.com). (In the EU please call +31 (0)73 7850 580 or email [info@arnotteurope.com](mailto:info@arnotteurope.com))**

**P-2134**



**99-05 Audi A6 allroad quattro (C5)**  
Relay located on the left side of the vehicle under the dashboard.

**P-2192/P-3116**



**99-06 Mercedes-Benz S-Class**  
Relay located on the right side of the vehicle in the engine compartment.

**P-2192/P-3116**




**02-09 Mercedes-Benz E-Class**  
Relay located on the left side of the vehicle by the firewall.

**P-2291**




**04-10 Jaguar XJ Series**  
Relay located on the right side of the vehicle in the engine compartment.

**P-2539**



**02-09 Audi A8 (w/Gas Engine)**  
Relay located on the left side of the vehicle under the dashboard.

**P-2984**



**07-11 Audi A6 (C6)**  
Relay located on the left side of the vehicle under the wiper cowl.